




"Kindergarten, Here I Come" By Mark Chambers





Instructions



Step 1: Gather all the materials needed for the craft. Pre-cut strips of construction paper that can fit around the child's head to create the crown.

Step 2: Read the book "Kindergarten, Here I Come!" by Mark Chambers. Talk about their feelings and expectations about starting Kindergarten. Talk about what they are excited about and any concerns they might have.


Step 3: Give each child a pre-cut strip of construction paper or cardstock. Let them decorate the strip using markers, crayons, or colored pencils. Encourage them to draw and write about their favorite parts of the book or what they look forward to in Kindergarten.

Step 4: Allow the children to use stickers, adhesive foam shapes, glitter glue, ribbons, or pom-poms to decorate their crowns further. These elements can represent their achievements and uniqueness as they move on to Kindergarten.

Step 5: Assemble the Crown Once the decorations are complete and the artwork has dried (if using glue or glitter glue), help each child form a loop with the decorated strip and glue or staple the ends together to create the crown.

Step 6: Celebrate and Share. Let the children wear their "Kindergarten Crown of Achievement" proudly!

Supplies:




Glitter Glue



Scissors




Glue



Construction Paper



**Markers or
Crayons**



Stickers



Pom Poms




Ribbons

I am ready for Kindergarten!

My Kindergarten

Crown of Achievement



Terms Of Use



All digital resources available from Little Lions Learn® are owned by Little Lions Learn® and are protected by copyright laws. You may use the resources for your personal, non-commercial use only.

Terms Of Use

You may not distribute or share the resources with others without Little Lions Learn® explicit permission. When you purchase or download a resource from Little Lions Learn®, you are granted a limited, non-exclusive, and non-transferable license to use the resource in your classroom or for personal use. You may not resell or redistribute the resource in any form without Little Lions Learn® explicit permission. You may modify the resources to suit your needs, but you may not claim the modified version as your own or distribute it without Little Lions Learn® explicit permission.

Credit and Acknowledgements

Brands used within this product:



Ways to Connect with Us

